

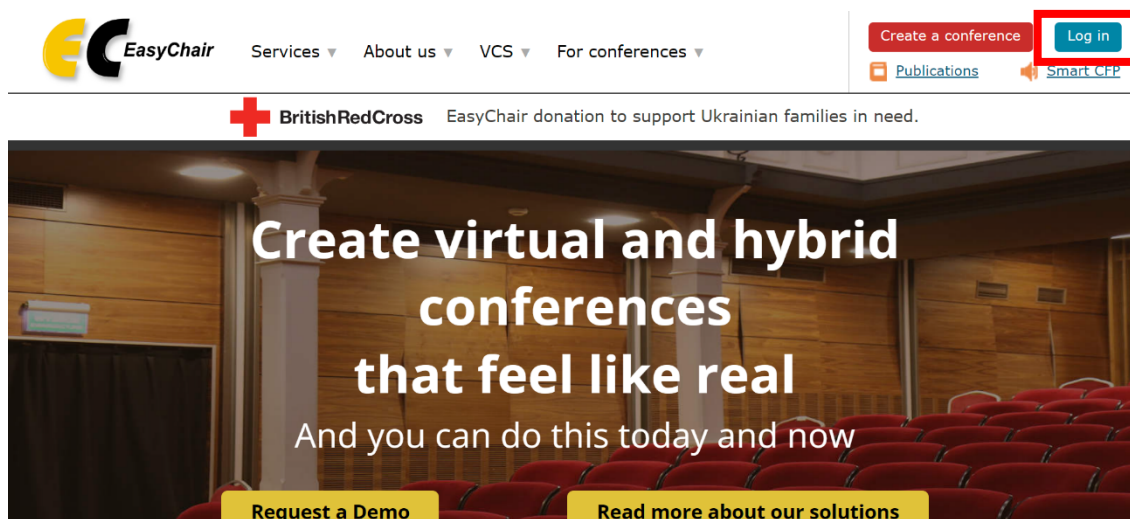
# EasyChair アカウント作成マニュアル

土木学会 海洋開発委員会 論文集編集小委員会

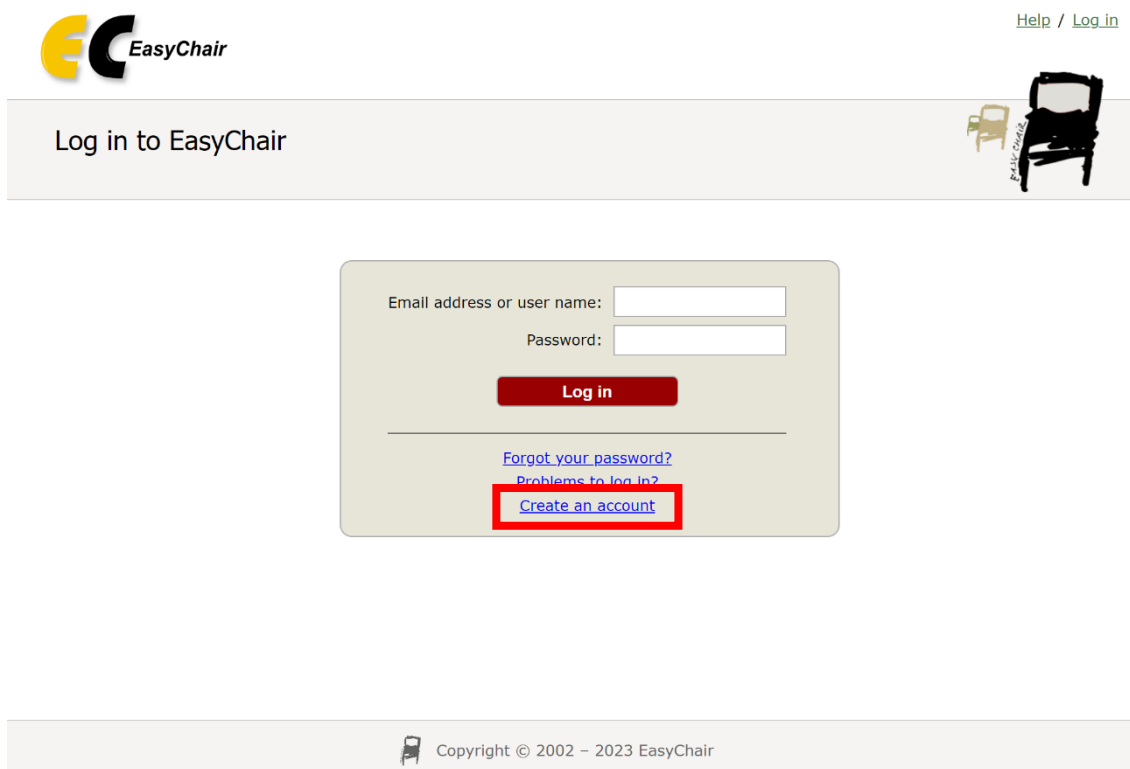
2023 年 6 月 7 日作成

過去の投稿でアカウントがある方は、前回のアカウントをそのまま利用できます。


1. EasyChair のトップページ (<https://easychair.org/>) にアクセスし、右上にある「Log in」をクリックします。



2. 「Create an account」をクリックします。



3. 「私はロボットではありません」にチェックを入れ、「Continue」をクリックします。

 [Help](#) / [Log in](#)

## Create an EasyChair Account: Step 1


To create an EasyChair account you should have a valid email address and do the following.

1. pass a captcha to prove that you are not a robot;
2. fill out a simple form with your personal information;
3. follow the link we send to your email address to complete the account creation.


Please note that the use of EasyChair is subject to [our terms of service](#).

☐ 私はロボットではありません  
reCAPTCHA  
プライバシー - 利用規約

Continue

 Copyright © 2002 – 2023 EasyChair

4. 「First name」に名前, 「Last name」に名字, 「Email」と「Retype email address」にメールアドレスを記入し, 「Continue」をクリックします。なお, 名前と名字は日本語でも構いません。

 [Help](#) / [Log in](#)

## Create an EasyChair Account: Step 2

Please fill out the following form. The required fields are marked by \*.

Note that **the most common reason for failing to create an account is an incorrect email address** so please type your email address correctly.

First name<sup>†</sup>: \*

Last name: \*

Email: \*

Retype email address: \*

Continue

名前をご記入ください。


名字をご記入ください。

メールアドレスをご記入ください。


もう一度メールアドレスをご記入ください。


<sup>†</sup> Note: leave first name blank if you do not have one. If you are not sure how to divide your name into the first and last name, [read the Help article about names](#).

You may also be interested about [our policy for using personal information](#).

 Copyright © 2002 – 2023 EasyChair

5. 以下の画面が表示されます。この画面は閉じて構いません。

Help / Log in



## Account Application Received

We received your application. A mail with further instructions has been sent to the email address [tnakamura@hotmail.co.jp](mailto:tnakamura@hotmail.co.jp).

### If You Do not Receive the Instructions

If you do not receive our email with instruction on how to create an account, please read the following information.

Our mail server normally sends all mail within a few seconds. The following is an incomplete list of possible reasons for the problem.

**Incorrectly typed email address**  
This is still the most likely cause of delays.

**Slow mail processing**  
Some mail servers process mail for a long time. For example, you mail server may spend a lot of time checking incoming mail for spam.

**"Reply-me" mail protection.**  
Some mailers, when receiving an email from an unknown sender, ask the sender to send a mail with specific content to ensure that it has been sent by a human. Account-related emails in EasyChair are sent by a computer program, so if your email address uses such a protection, you will never receive our mail. If you have such a protection and it is configurable, configure it to accept email from the domain [easychair.org](mailto:easychair.org).


**Mailbox problems and quotas**  
Some emails sent by EasyChair bounce back because the recipient mailbox is over quota.

**Anti-spam filters**  
It is possible that your spam filters will classify our email as spam. Please check your spam mail boxes.

**General connection problems**  
There might be general connection problems, for example your mail server may be unreachable for a long time.

Unfortunately, we have no resources to cope with all possible kinds of mail server (mis)behavior. If you believe you have a problem related to your mail server and want to solve it quickly, either contact your system administrators or try to get and use an email address from one of major mail hosts, such as a Google Mail, Yahoo Mail, or Hotmail. You will be able to change your email address in EasyChair or have multiple email addresses associated with your account later.

You can repeat your application at any time. Another email will be sent to you.

 Copyright © 2002 – 2023 EasyChair

6. しばらく後に登録したメールアドレス宛に以下のようなメールが届きますので、「please click on this link:」の下にある URL にアクセスします。メールが届かない場合は、手順 4 でのメールアドレスの入力が間違っていないか、[noreply@easychair.org](mailto:noreply@easychair.org) からのメールがスパムに入っていないかをご確認ください。

### EasyChair account confirmation

1 message

EasyChair <[noreply@easychair.org](mailto:noreply@easychair.org)>

Mon, Mar 13, 2023 at 11:23 AM

To: [REDACTED]

Dear [REDACTED]

We received a request to create an EasyChair account for you. To create an EasyChair account, please click on this link:

[https://easychair.org/account/create?code=\[REDACTED\]](https://easychair.org/account/create?code=[REDACTED])

Please note that this link is only valid for one week. After one week you will have to apply for an account again.

Please be aware that this is an unmonitored email alias, so please do not reply to this email.  
To contact EasyChair use the EasyChair contact Web page  
<https://easychair.org/contact>

7. 「I agree to EasyChair Terms of Service」にチェックを入れ、「First name」に名前, 「Last name」に名字, 「Affiliation」に所属, 「Password」と「Retype the password」に希望のパスワードを記入の上, 「Create my account」をクリックします。なお, 名前, 名字, 所属は日本語でも構いません。また, 「Your personal Web page」の欄は空欄のままで構いません。



[Help](#) / [Log in](#)

## Create an EasyChair Account: Last Step



Hello Tomoaki Nakamura! To complete the creation of your account please fill out the following form. You should create the account within 30 minutes, otherwise you will have to fill out this form from scratch.

To use EasyChair, you must agree to its [Terms of Service](#) ([view terms](#)), ([download terms](#)).

☐ I agree to EasyChair Terms of Service

Enter your personal data.

First name<sup>†</sup>: \*

Last name: \*

Affiliation: \*

Country/region: \*

The Web page is used to provide a link to it on some EasyChair pages, for example when you are mentioned as an author in a published conference program. It is optional. Please do not use the Web page of your organization here: if you fill this out, it should only be your personal Web page.

Your personal Web page

Enter your password

Password: \*

Retype the password: \*

Create my account

名前をご記入ください。

名字をご記入ください。

所属をご記入ください。

所属の国名・地域名をご選択ください。

「Your personal Web page」は空欄で構いません。

希望のパスワードをご記入ください。

<sup>†</sup> Note: leave first name blank if you do not have one. If you are not sure how to divide your name into the first and last name, [read the Help article about names](#).

You may also be interested about [our policy for using personal information](#).

8. 以下の画面が表示されます。この画面は閉じて構いません。



[Help](#) / [Log in](#)

## Account Created

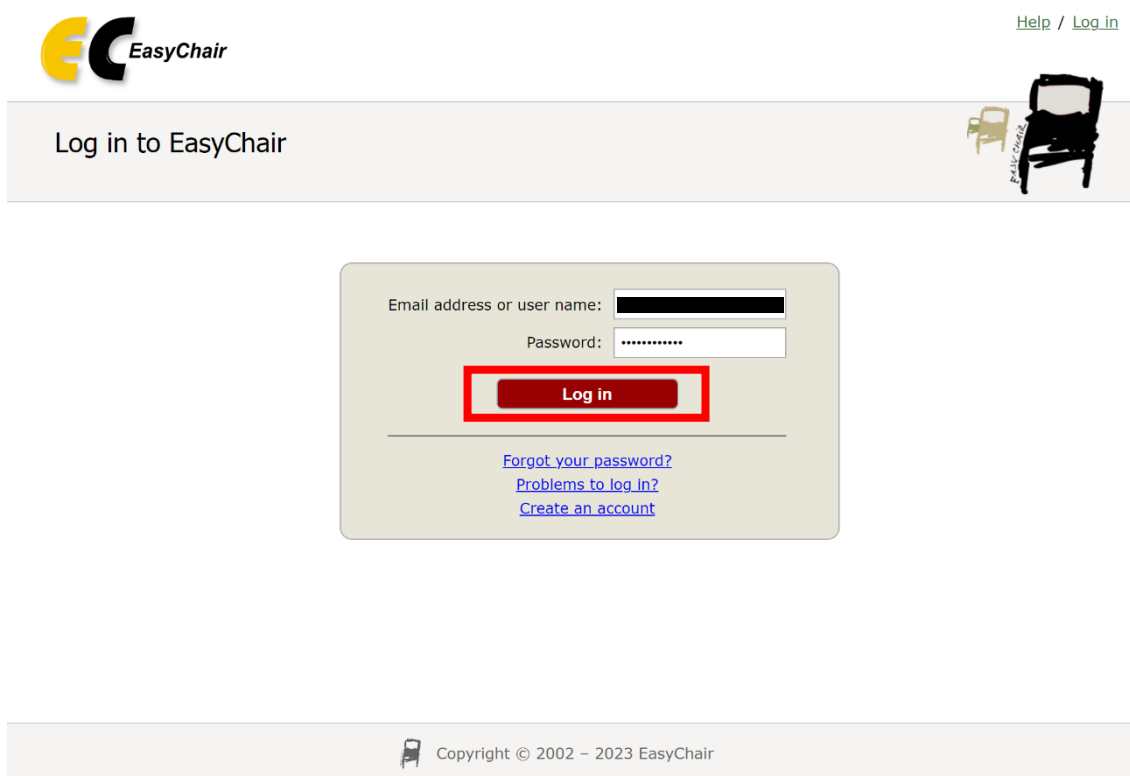


**Your EasyChair account has been created!**

If you want to submit to a conference or a journal hosted by EasyChair, you should find the conference or journal Web page and follow the link to its EasyChair submission page.

For anything else, including publishing a preprint, [click here to log in to EasyChair](#).

9. 手順 1 と同様, EasyChair のトップページ (<https://easychair.org/>) の右上にある「Log in」をクリックします。以下の画面から登録したメールアドレスとパスワードを入力し, 「Log in」をクリックします。



10. 以下の画面が表示されれば, アカウントが作成できました。表示されない場合は, 手順 9 でのメールアドレスやパスワードの入力が間違っていないかご確認ください。

